







ABBEY MEAD
PRIMARY ACADEMY

School Readiness Workshop (F2-Reception)





Uniform



Your child will need to wear an Abbey Mead Primary Academy jumper.

They can be purchased

in store: 54-56 Humberstone Gate, Leicester LE1 3PJ

online: www.uniform-direct.com

You can contact them directly via email: customerservices@uniform-direct.com

Other uniform items such as trousers, polo shirts, dresses can be purchased from supermarkets or other retailers.





In the week beginning 25/9/23 your child will start P.E lessons.
We would like you to send your child to school **already dressed** for P.E and no jewellery.



Your child **MUST** wear:

- A white polo/t-shirt
- Black P.E shorts/jogging bottoms/leggings
- Sports trainers
- Sweatshirt/zip up hoodie (preferably black/navy) or their school jumper



Your child will need to wear their P.E kit every:

FOL - Tuesday

FZM - Wednesday

FCR/MC - Thursday



In school, your child will need to have:

- A book bag for their reading book, library book and home link book
- A water bottle
- A lunch box if they are bringing a packed lunch. Please make sure that your child's packed lunch contains healthy options (no nuts and chickpeas).

Please make sure your child's **name** is written clearly on these items. Check jumpers regularly to make sure the name has not washed off.





Milk

All children aged 4 will receive free milk. When your child turns 5, they will be taken off the milk register and you will need to apply and pay for milk using the following link:



Telephone: 0800 321 3248



Arrive at: **8:40am**



Pick up at: **3:30pm**

It is really important that children arrive at school **on time and everyday** so they do not miss any learning.

If a different adult will be picking up your child, you **must inform the teacher or call the office** to let them know.





Every week, your child will be set a piece of homework which will be stuck inside their Home Link book. We will also send home a weekly newsletter.

At the beginning of each term, we will also include a termly newsletter and a knowledge web related to the topic we are covering.

Key Vocabulary:

Emotion - is a feeling such as happiness, love, fear or anger.

Rainbow - is an arc of colours in the sky that can be seen when the sun shines through the falling rain.

Investigate - to explore and find new and exciting things in different places.

Environment - the area in which a person, animal or plant lives.

Seasons - a season is a part of a year in which the weather changes. There are four seasons: Spring, Summer, Autumn and Winter.

Autumn - is a season where the leaves start falling from the trees as they go into a winter rest.

Camouflage - when you use the environment or clothes to hide and disguise yourself.

Shade - a colour, especially with regard to how light or dark it is.



How are rainbows formed?

Rainbows are formed when the sun shines through the rain. This light is bent and reflected, like a reflection in a mirror and this causes all of the amazing colours that you see. Rainbows are made up of all seven colours that come from light.



Colours

Year Reception (F2)

Dear Parents/Carers,

The Early Years' staff are really excited to welcome your child/children into Reception (F2). Our door is always open if you have any questions or comments about your child/children's learning. Alternatively, you could write any comments or questions in your child's Home School Book.

We are all looking forward to a fantastic year, working alongside you to support your child/children.

The F2 Team.

English

This term we will be reading a variety of stories based on the theme of 'Colours'.

The children will:

- Listen to a variety of stories with increasing attention
- Develop their comprehension skills
- Talk about the characters, settings and events
- Begin to learn phonic sounds

Your child/children will participate in guided/shared reading sessions which will initially focus on developing book skills e.g. handling the book correctly, pointing to the words etc. We will also be starting phonics sessions, where the children will be learning to hear, say and blend initial sounds.

Remember to read with your child or share a book at least 5 times a week!

Your child/children will have many opportunities to write about their learning through our continuous provision! Please don't worry if your child is still mark making. This will improve as they learn more phonic sounds!

Understanding The World

This term, the children will learn the names of the colours and discuss the importance of colours in the environment. They will look closely at a variety of animals and talk about the similarities and differences in the colours and patterns observed. We will also focus on rainbows and how they are created.

Expressive Arts and Design

This term, the children will use a variety of materials and techniques to create different pieces of art work. They will have many opportunities through the continuous provision to practise their fine motor skills such as cutting, threading etc.

Musical Moments

Each week the children will have an opportunity to listen and move to a piece of music related to our weekly story. Our continuous provision will focus on the children exploring the sound of instruments and practising ways of changing the sound.

Important Dates:

- 21st September - F2 Parents Workshop - School readiness for Reception.
- 22nd September - Term for Games day
- 23rd September - European Day of Language
- 24th September - Women's collection
- Parents' Evening - Tuesday 11th October (3.30-5.30) & Wednesday 12th October (3.30-5.30)
- Collect classes for half-term break - Friday 14th October
- School closes for Autumn term - Friday 16th October

MOUSE PAINT



Mathematics

This term, pupils will be focusing on:

- Counting sets of objects to 5/10
- Counting out a set of objects to 5/10
- Recognising numerals to 5/10
- Naming and describing 2D shapes
- Writing numbers to 5/10
- 1 more/1 less to 5/10
- Composition of and representing numbers to 10

Remember to practise counting with your child daily!
Try using resources in your home e.g. pencils, socks, spoons etc.

Practise reading random numbers 1-10 and then 11-20. Mix up the numbers and point to them randomly. Ask your child to tell you the number. If they don't know it, tell them the answer and ask them to say the number lots of times. Keep repeating this activity.

Try this link for a wealth of online games which support the development of Maths: www.topmarks.co.uk/

Personal, Social and Emotional Development (PSED)

This term, the children will be settling the children into their new environment and routines. We will be focusing on mental well-being, building relationships with friends and staff, as well as, introducing the 'Character Muses'.

PE

This half term, pupils will be developing their skills in the areas of movement, as well as, improving levels of fitness! Please make sure your child brings a PE bag containing a pair of black shorts, a white t-shirt and a pair of plimsoles.

AT HOME, PLEASE, ENCOURAGE THEM TO GET DRESSED/UNDRESSED ON THEIR OWN.



Abbey Mead Primary
Reception - Thursday 17th September 2020

Dear Parents and Carers,

The children have been settling in well this week and are learning F2's rules and routines. They have been regularly washing or sanitising their hands and are aware they have to stay in their own bubbles. This is our classroom poster to remind them how to wash their hands thoroughly:



Thank you to all the parents who have sent their children into school with named water bottles and coats. It is important that the children in F2 develop their independence. Please can parents practise putting on and fastening coats with your children. This includes showing your child how to pull out their coat sleeve if it is inside out.



Reading

We would like you to start practising some tricky words with your child. We will give you two new tricky words to practice every week. Here are your first two words:

am at

Do you have any comments? We value your feedback and will read any comment or questions you may have.

We will collect these books from Monday until Wednesday. New homework will be provided on Thursday.

The Importance of Reading

Reading




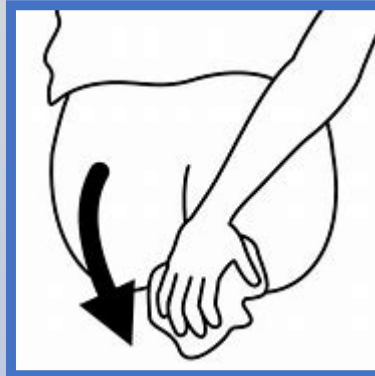
Your child will take home a levelled reading book and a library book every week. It is important that you read with your child **every day for 5 minutes**. These books will need to stay in your child's bag as teachers will need access to them daily.

Talk about the story together and ask your child questions.

- What can you see in the picture?
- Who is in the story?
- What did they do?
- What happened at the beginning/middle/end of the story?
- What was your favourite part of the story? Why?



Independent Toileting



Your child will need to be able to **go to the toilet, wipe themselves, flush the toilet** and **wash their hands** independently.

Please speak to your child's teacher if they are not yet toilet trained.

Things your child should be able to do in F2

Everyone starts school being able to do different things; your teacher will help you learn more

Independence

- I am happy to be away from my family
- I am happy to tidy my belongings
- I am feeling confident about starting school
- I can make my own choices

Routines

- I have practiced putting my uniform on and being ready to leave on time
- I have a good bedtime routine so I am not tired for school

Eating

- I can use a knife and fork
- I can drink from an open cup
- I can open my packed lunch on my own

Self Care

- I can get dressed by myself
- I know when to wash my hands
- I can ask for help when I need it

Physical skills

- I can run, jump, climb and balance
- I am used to walking short distances

Going to the toilet

- I can go to the toilet on my own
- I can wash and dry my hands without help
- I wear pants, not pull-ups

Counting skills

- I like saying number rhymes
- I can play simple counting games

Interest in the world and new activities

- I enjoy learning about the world around me
- I am interested in exploring new things
- I like asking questions

Writing Skills

- I enjoy making marks with different things
- I can use scissors
- I enjoy messy play

Communication

- I am able to listen
- I can follow simple instructions
- I am able to talk about myself, my needs and feelings

Reading skills

- I like stories and looking at picture books
- I am trying to recognise my name when it is written down

Sharing and turn taking

- I can share toys and take turns
- I like playing games with others
- I like being with other children

We will be ready to learn at school!



Let's get ready for school

Getting Ready for School Checklist

I can...	I can...	I can...
recognise my name	<input type="checkbox"/> hold my pencil carefully	<input type="checkbox"/> put on my socks
write the first letter	<input type="checkbox"/> draw a face	<input type="checkbox"/> find my shoes
copy my name	<input type="checkbox"/> colour in carefully	<input type="checkbox"/> put on my shoes
write my name	<input type="checkbox"/> name the colours I use	<input type="checkbox"/> fasten my shoes



I can...	I can...	I can...
count from 1 to 10	<input type="checkbox"/> sing simple rhymes	<input type="checkbox"/> find my hat
recognise some numbers	<input type="checkbox"/> sing and clap to a song	<input type="checkbox"/> put on and fasten my hat
recognise spot patterns	<input type="checkbox"/> tap a beat	<input type="checkbox"/> zip-up my jacket
on a dice	<input type="checkbox"/> move to music	<input type="checkbox"/> fasten buttons on my clothes
recognise some common 2D shapes		



I can...	I can...	I can...
eat with a knife and fork	<input type="checkbox"/> tidy away my toys	<input type="checkbox"/> say please when I ask
pour myself a drink	<input type="checkbox"/> clear away things I've used	<input type="checkbox"/> say thank you when I get
taste different foods	<input type="checkbox"/> put my clothes away	<input type="checkbox"/> ask to go to the toilet
wash my hands before and after meals	<input type="checkbox"/> help at home	<input type="checkbox"/> take turns talking in a group



I can...	I can...	I can...
wash my hands	<input type="checkbox"/> walk up and down stairs using the handrail	<input type="checkbox"/> cut along a line
dry my hands	<input type="checkbox"/> hold hands on the street	<input type="checkbox"/> cut 'snips' into paper
go to the toilet when I need to	<input type="checkbox"/> take turns when playing	<input type="checkbox"/> cut out a shape
wipe/clean myself when I've been to the toilet	<input type="checkbox"/> share toys with a friend	<input type="checkbox"/> cut out shapes to make a picture





Maths



We have created a few resources for you to use at home to support your child/children's learning. Children in F2 need to rote learn number bonds first to 5 and then to 10, as well as double facts. Your child will also need to learn odd and even numbers within 10 and name and describe 2D shapes.

The following resources will be sent home on Thursday with home link books.




Maths



*Number bonds to 5

*Number bonds to 10

Rainbow to 5




A diagram of a rainbow with five bands (red, orange, yellow, green, blue) and a purple pot of gold at the base. The pot has the number 5 on it. Below the rainbow are two rows of numbers: 0 1 2 3 4 5 and 0 1 2 3 4 5.

$0 + 5 = 5$	$5 + 0 = 5$
$1 + 4 = 5$	$4 + 1 = 5$
$2 + 3 = 5$	$3 + 2 = 5$
$3 + 2 = 5$	$2 + 3 = 5$
$4 + 1 = 5$	$1 + 4 = 5$
$5 + 0 = 5$	$0 + 5 = 5$

twinkl visit [twinkl.com](https://www.twinkl.com)

Rainbow of 10



A diagram of a rainbow with ten bands (red, orange, yellow, green, blue, purple, blue, green, yellow, red) and a purple pot of gold at the base. The pot has the number 10 on it. Below the rainbow are two rows of numbers: 0 1 2 3 4 5 and 5 6 7 8 9 10.

$0 + 10 = 10$	$10 + 0 = 10$
$1 + 9 = 10$	$9 + 1 = 10$
$2 + 8 = 10$	$8 + 2 = 10$
$3 + 7 = 10$	$7 + 3 = 10$
$4 + 6 = 10$	$6 + 4 = 10$
$5 + 5 = 10$	$5 + 5 = 10$

twinkl

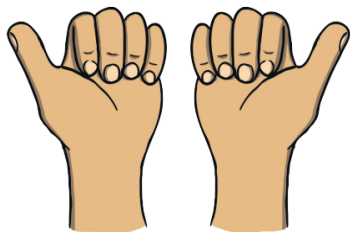
Maths



*Doubles to 10

Double 1 = 2


$$1 + 1 = 2$$



twinkl visit twinkl.com

Double 2 = 4


$$2 + 2 = 4$$



twinkl visit twinkl.com

Double 3 = 6

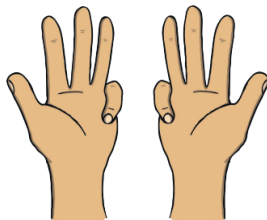
$$3 + 3 = 6$$



twinkl visit twinkl.com

Double 4 = 8

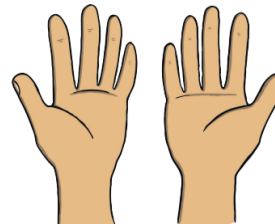
$$4 + 4 = 8$$



twinkl visit twinkl.com

Double 5 = 10

$$5 + 5 = 10$$



twinkl visit twinkl.com



Maths

*Odd and even numbers to 10

Odd numbers have odd tops. They have just one block on the top.



Even numbers have even tops. They are grouped into pairs or twos.



<https://www.bbc.co.uk/iplayer/episodes/b08bzfnh/numberblocks>

Pupil Premium



Date stamp:

APPLICATION FOR FREE SCHOOL MEALS (AND PUPIL PREMIUM)

OFFICE USE ONLY
Completed
ECB surname
Initials

PLEASE WRITE CLEARLY IN CAPITAL LETTERS

Any inaccurate information may delay your child's entitlement to free school meals

SECTION A – Your own details (Parent/Carer)

Your title: (Mr/Mrs/Miss/Ms/Other)	
Your first name:	
Your last name:	
Your date of birth: (dd/mm/yyyy)	
Your current home address:	
Your post code:	Phone:
Your email address:	
Your National Insurance Number:	
NASS Reference number: <small>(Asylum seekers only)</small>	

SECTION B – Details of the children you are claiming for


Child's full name	Child's Date of birth			Name of the school that child attends	Relationship to child
	DD	MM	YYYY		
e.g. Richard Hill	23	06	2008	Richard Hill School	Mother

Declaration and Authorisation

I certify that the information given is correct to the best of my knowledge and belief. I understand that my entitlement to Free School Meals will continue only for as long as I receive one of the qualifying benefits and agree to inform the Free School Meals team immediately if my circumstances change.

I agree that you will use the information I have provided to process my claim for free school meals and will contact other sources as allowed by law, including the Department for Education Eligibility Checking Service, to verify my initial, and ongoing, entitlement. I understand that you will hold my details on a computer database in accordance with the Data Protection Act 2018.

Signature _____ Date _____



Leicester City Council

Please fill in the pupil premium form even if you believe you do not qualify.

Information for Parents

office@abbey-tmet.uk



Abbey Mead Primary Academy Newsletter 

Date: 27.06.2020 Issue: 27 Principal: Mr G. Nield

Updates

It has been wonderful to welcome back the first of our pupils through our wider opening of key year groups as set out by government guidance (Nursery, Reception, Year 1 and Year 6). Those opportunities have allowed us to work with children to discuss not only their academic attainment but more importantly spend time discussing their emotions and feelings resulting from lockdown. At this time, it is important that we allow children time to discuss concerns and anxieties that they may be feeling. To support with this, Miss Kaur has uploaded lots of useful resources and tools to our school website. These can be found on our website under:

<https://www.abbey-tmet.uk/mental-health-and-well-being/>

It has also been brilliant to see the commitment of our children towards their home learning through the examples of work sent via email and Twitter. It is due, that many of our children have been working incredibly hard at home and this will support their learning next year. The character muscles shown by our children has been incredible and they amaze us each day with their positivity and resilience.

As many of you will have seen, the government announced last week, the intention to continue Free School Meal Vouchers over the summer holidays. Our office staff will be working hard over the coming weeks to organise vouchers that will cover the summer holiday period. If you have been receiving Free School Meal vouchers during lockdown, please continue to access these in the same manner.

In the final week of term, we will also be sending out our annual reports to parents. These will be based on the children's learning and attainment up to the point of lockdown. Alongside general comments about children's character muscles and progress, the reports will contain attendance percentages based upon the Autumn and Spring term.


Transition

At this time of the year, we would usually be preparing for children to meet their new teachers for next year. This is an important opportunity where children have the chance to not only meet their new teacher but find out which classroom they will be in. This year, this has posed a new challenge, but please rest assured we are finalising our approach and will soon be uploading introductory clips for each class to our website. We will also organise opportunities for parents to have a brief chat with their child's new teacher.

100 Rose Way, Leicester, LE4 5H4 - Tel: 01533-2661800 - Email: office@abbey-tmet.uk

Staff Portal - Abbey Mead X + -

https://www.abbey-tmet.uk/our-academy/staff-portal/

 **ABBEE MEAD** PRIMARY ACADEMY

HOME OUR ACADEMY CURRICULUM PARENTS STAFF & VACANCIES NEWS

ADMISSIONS

TRANSITION

VIRTUAL TOURS & MEET AND GREETINGS

MENTAL HEALTH AND WELL-BEING

TERM DATES

UNIFORM

LETTERS & FORMS

PARENT VIEW

SCHOOL MEALS

ACADEMY EVENTS

Staff Portal

slate »

Key dates

Parents Evening – Tuesday 10th and Wednesday 11th

Please see newsletter in homework books for all other dates



Useful Websites



<https://www.phonicsplay.co.uk/ChildrensMenu.htm>

<https://www.topmarks.co.uk/english-games/3-5-years/letters-and-sounds>

<https://www.phonicsbloom.com/>

<https://www.topmarks.co.uk/>

<https://www.phonicsplay.co.uk/Phase2Menu.htm>

<https://www.phonicsplay.co.uk/ChildrensMenu.htm>

<https://whiterosemaths.com/resources/schemes-of-learning/primary-sols/>

<https://www.bbc.co.uk/cbeebies/shows/numberblocks>

<http://www.familymathstoolkit.org.uk/advice-for-families>

<https://nrich.maths.org/13371>