



**ABBEY MEAD**  
PRIMARY ACADEMY

F2

Dear Parents and Carers,

In order to support your child's learning, please find information of suggested activities and websites related to current learning.

Kind regards

The F2 Team

### Under the Sea:

- Use your homework books to name and describe the sea creatures. Look closely at their colours and patterns.
- Have a go at doing an observational drawing of your favourite sea creature. Look carefully at the picture to add detail.

Read some Under the Sea books

Commotion in the Ocean by Giles Andreae

<https://www.youtube.com/watch?v=Wop2O-4Tix8>

The Rainbow Fish by Marcus Pfister

<https://www.youtube.com/watch?v=TONuVm4OrCc>

A Hole in the Bottom of the Sea

<https://www.youtube.com/watch?v=R1Qn2bcZRT0>

### Mathematics

To consolidate recent learning:

- Go on a shape hunt, searching for cubes, cuboids, spheres and cones. How many faces do they have? Are the faces flat or curved?
- Fill some jugs with water - can your child show you full, empty and half-full?
- Get a small amount of blocks or counters and practice taking away (e.g  $5 - 2$ ,  $8 - 4$ )
- Use coloured blocks to make repeating patterns e.g. red, blue, red, blue
- Practice doubles ( $1 + 1$ ,  $2 + 2$ ,  $3 + 3$ ,  $4 + 4$ ,  $5 + 5$ ) - you can use your fingers to help!
- Practice number bonds to 5 ( $0 + 5$ ,  $1 + 4$ ,  $2 + 3$ ,  $3 + 2$ ,  $4 + 1$ ,  $5 + 0$ ) - fingers are also useful!

**The children are also big fans of the show Numberblocks! You can find short episodes on BBC iPlayer or YouTube.**

### Useful Websites

Browse the 'Top Marks' website for a variety of fun maths and phonics games, Make sure you look for EYFS games

#### English

Phonics Play Phase 2 or Phase 3—buried treasure

<https://www.phonicsplay.co.uk/resources/phase/2/buried-treasure>

#### Maths

<https://www.bbc.co.uk/teach/school-radio/nursery-rhymes-1-2-3-4-5-once-i-caught-a-fish-alive/zdy6jhw>

<https://www.topmarks.co.uk/learning-to-count/underwater-counting>

#### Topic

BBC EYFS: Listen and Play - Under the sea

<https://www.bbc.co.uk/teach/school-radio/listen-and-play-under-the-sea/zm6xwtv>

### Phonics and Sight Words

- Practise writing your phonemes with a capital and lowercase letter
- Read your sight words. Remember we 'see the word, say the word'
- Have a go at writing some cvc words using the pictures next to the phoneme mat. You can challenge yourself to write a short sentence!

### Reading

Please ensure that your child is reading at home every day for 10-15 minutes a day.

When reading, encourage your child to tell you about what is happening in the story.

Ask them questions such as:

What can you see in the picture?

How is the character feeling?

What happened at the beginning, middle and end of the story?

What do you think will happen next?

### Physical Development

#### Gross Motor Skills

Miss Linky on YouTube has lots of PE videos - there's even an Under the Sea workout! For something a little calmer try Cosmic Kids Yoga.

There are also lots of fun fitness dancing videos - try DJ Raphi and Just Dance.

#### Fine Motor Skills

Take a visit to the Dough Gym! Grab some playdough (or anything else squishy you can find) and practice rolling, pinching, squeezing, pressing and flattening. Go onto YouTube and type in 'dough gym.' There are lots of fun songs to work your hands out to!

Also practice cutting with scissors - does your child know how to hold the scissors correctly? Can they cut straight and curved lines?



Manta ray-they are the largest rays, growing up to 7 metres from wing to wing.



Killer Whale-is a type of whale that hunts much bigger whales.



Crab-is an animal that is usually found on seashores. It has a pair of sharp pincers and a shell for a body.



Octopus-a sea creature with a soft body and 8 arms, with suckers.



Stingray-a bottom dwelling ray, with a flat body and a poisonous, spiny tail.



Jellyfish-a free-swimming animal, with a transparent body and stinging tentacles.

**What is happening to our oceans and seas?**

Because our oceans and seas are filled with so much pollution, some animals are now classed as endangered and are at risk of becoming extinct (die out). One such animal is the hawksbill sea turtle.



**Key vocabulary**

**Ocean**-a very large expanse of sea.

**Sea**-salt water that covers most of the earth's surface and surrounds the land.

**Seashore**-an area of sandy, stony or rock land that borders the sea.

**Beach**-a pebbly or sandy shore.

**Rock pool**-a pool of water among rocks.

**Tide**-the rising and falling of the sea.


**Habitat**-the natural home of an animal or plant.

**Environment**-the area in which a person, animal or plant lives.

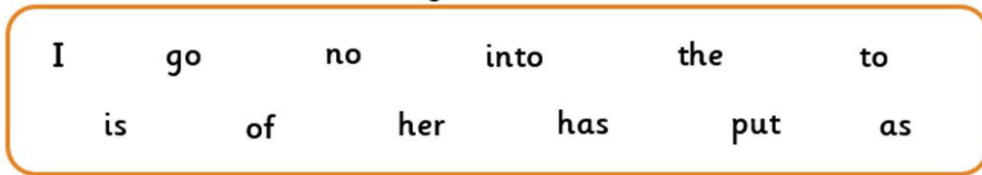
**Pollution**-harmful or poisonous substances in an environment),

**Under the sea**

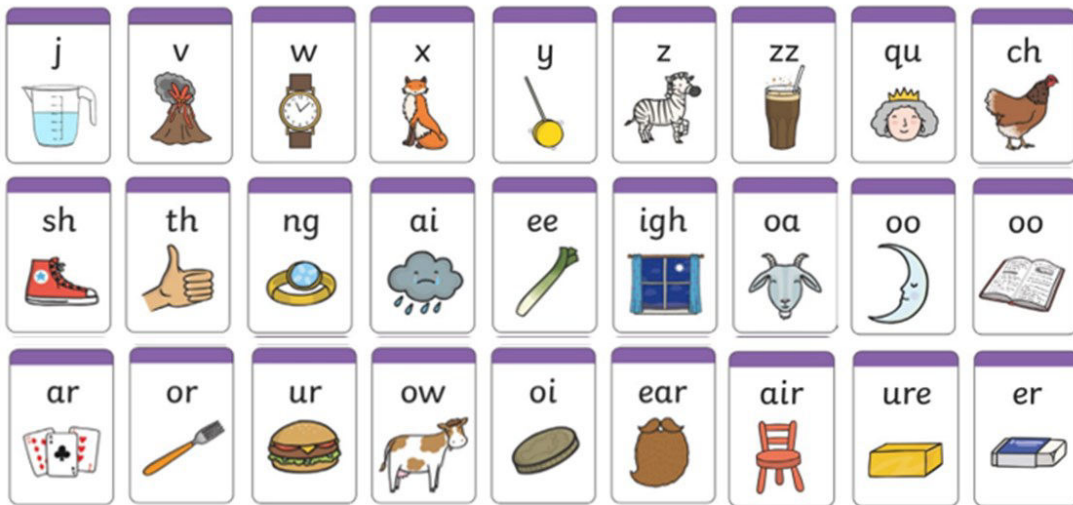
### Phase 2 Phonemes



### Sight Words



### Phase 3 Phonemes



### Sight Words

