

Celebrating Art

Subject Review 2022




ABBHEY MEAD
PRIMARY ACADEMY

Subject intention

- Art and design

A high-quality Art and Design education should engage, inspire and challenge pupils, equipping them with the knowledge and skills to experiment, invent and create their own works of art, craft and design. As pupils progress, they should be able to think critically and develop a thorough understanding of Art and Design. They should also know how art and design both reflect and shape our history, and contribute to culture and creativity.

EYFS



Skills achieved:

- Handling, manipulating and enjoying using materials
- Manipulate playdough in a variety of ways, e.g. rolling, kneading and shaping.
- Safely use and explore a variety of materials, tools and techniques, experimenting with colour, design, texture, form and function.
- Create closed shapes with continuous lines, and begin to use these shapes to represent objects
- Show different emotions in their drawings and paintings, like happiness, sadness, fear etc



Year 1 ART

Year 1 have loved learning about different artists this year. They have studied the work of Henri Rousseau, Vincent Van Gough and Renoir.

Skills achieved:

Inspired by the artists, they created their own paintings in the same style. They experimented with brushstrokes, mixing colours and layering for effect.

Ms Surani_AMPA @MsSurani · 20 Jan

Our key worker group have been learning about the seasons and went on to create their amazing artwork.. 🌈 #YearOne #1MS #TMET #CharacterMuscles #Creativity #RemoteLearning #KeyWorkerBubble @AbbeyMead_TMET



Ms Surani_AMPA @MsSurani · 29 Jan

Budding artists - how creative is our take on Renoir's artwork.. 🌈 #RemoteLearning #YearOne #KeyWorkerBubble #CharacterMuscles #Creativity #TMET #1MS @AbbeyMead_TMET



Year 2 ART

Year 2 learnt about the Great fire of London and looked at the shape of the fire, the way it spread and the colours in the flames. From these observations, they experimented in their sketch books with different shapes, different media, learnt about blending colours together to create the desired look.

They also used lots of vocabulary to describe the fire and write about what it reminded them of and how it made them feel.




Skills Achieved:

- Experiment with the visual elements; line, shape, pattern and colour.
- Layer different media, e.g. crayons, pastels, felt tips, charcoal and ballpoint.
- Understand the basic use of a sketchbook and work out ideas for drawings.

Year 3 Art

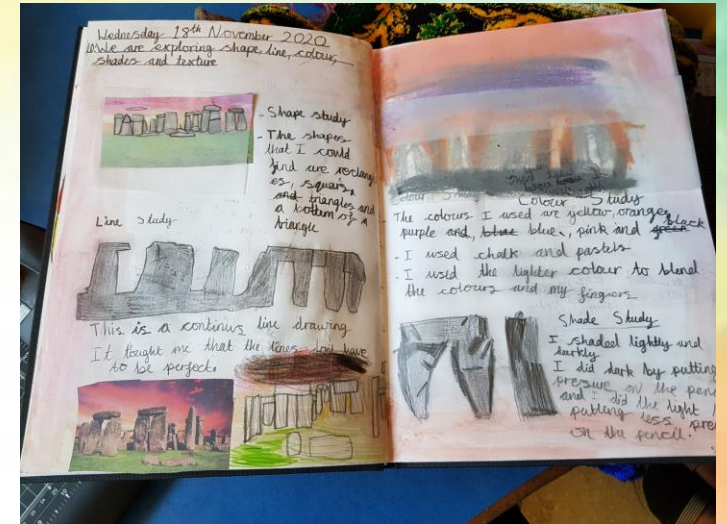
This year, Year 3 have explored Art using their sketch books to practice their skills before creating this beautiful masterpiece showing Stonehenge at Sunset.

The children experimented by mixing colours to create the sunset effect. They thought about the brushstrokes and techniques and how to capture realistic sunsets using Art.



Here the children have created silhouettes. Using their cutting skills they then created a silhouette of Stonehenge and used layering and overlapping techniques to make their desired shape.

Year 3 have been practicing their sketching techniques. Exploring tone, lines and textures to draw Stonehenge.



Skills achieved:

Through the progression of lessons children in Year 3 have experimented with different effects including. blocking in colour, watercolour washes, tints, shade, and colour tone.

Year 4 Art




Year 4 used lots of skills and techniques to create a range of art work across the year.



Skills Achieved:

- Exploring the relationships between line, pattern and shape, tone and texture.
- Choose paints and implements appropriately.
- Plan and create different effects and textures with paint according to what they need for the task.
- Independence and creativity with the painting process





Abbey Mead Primary Academy ...
@AbbeyMead_TMET

Year 5 created artwork to represent The Canticle of the Sun, a prayer which celebrates nature. #loveoflearning



Year 5 Art



Year 5 have had an incredibly creative year, creating imaginative artwork from a variety of sources. They have produced stunning artwork as part of their Egyptians and Space topics.

Skills achieved:

Using their imagination and observational skills, they have explored properties of the visual elements, line, tone, pattern, texture, colour and shape. They have also thought about pattern, symmetry and how to create effects.





Year 5 – 2021/22

Cross-curricula DT and ART - Design and sculpting sarcophagi.

DT

Generate, develop, model and communicate their ideas through discussion, annotated sketches,

ART

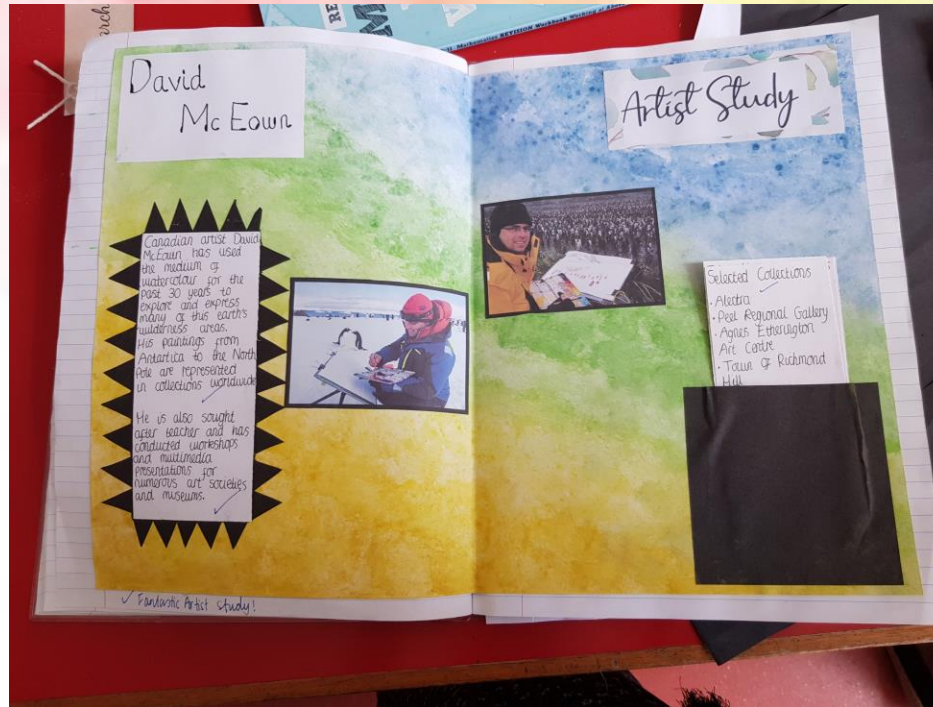
- Plan a sculpture through drawing and other preparation work before starting the project.
-
- Create sculpture and constructions with increasing independence.



Year 6 Art 2021/22

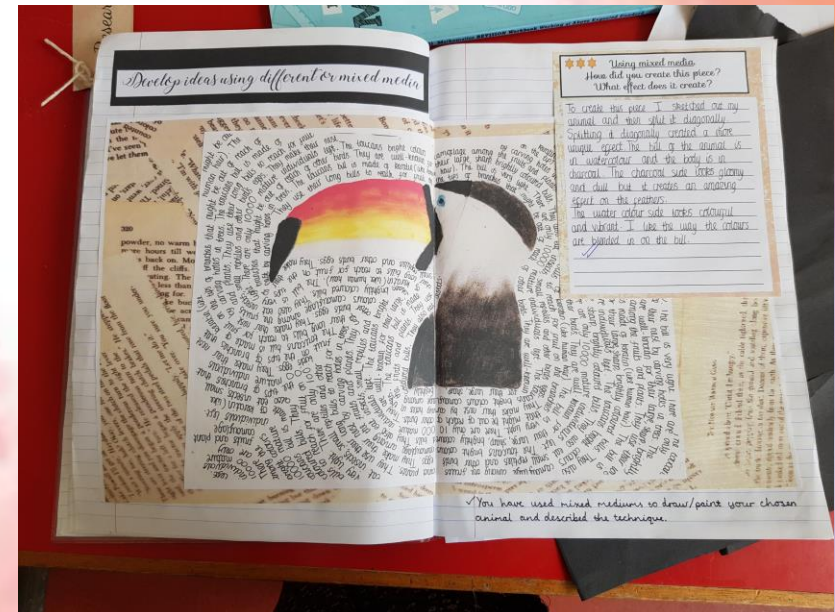


Year 6 used lots of skills and techniques to create a range of art work across the year to demonstrate their knowledge of the amazon rainforest. They also spent some time studying an artist to help them create their own masterpiece.



Skills achieved:

- Identify artists who have worked in a similar way to their own work.
- Develop ideas using different or mixed media, using a sketchbook.
- Manipulate and experiment with the elements of art: line, tone, pattern, texture, form, space, colour and shape.
- Show an awareness of how paintings are created (composition)



Year 6 – Self portraits 2022/23

